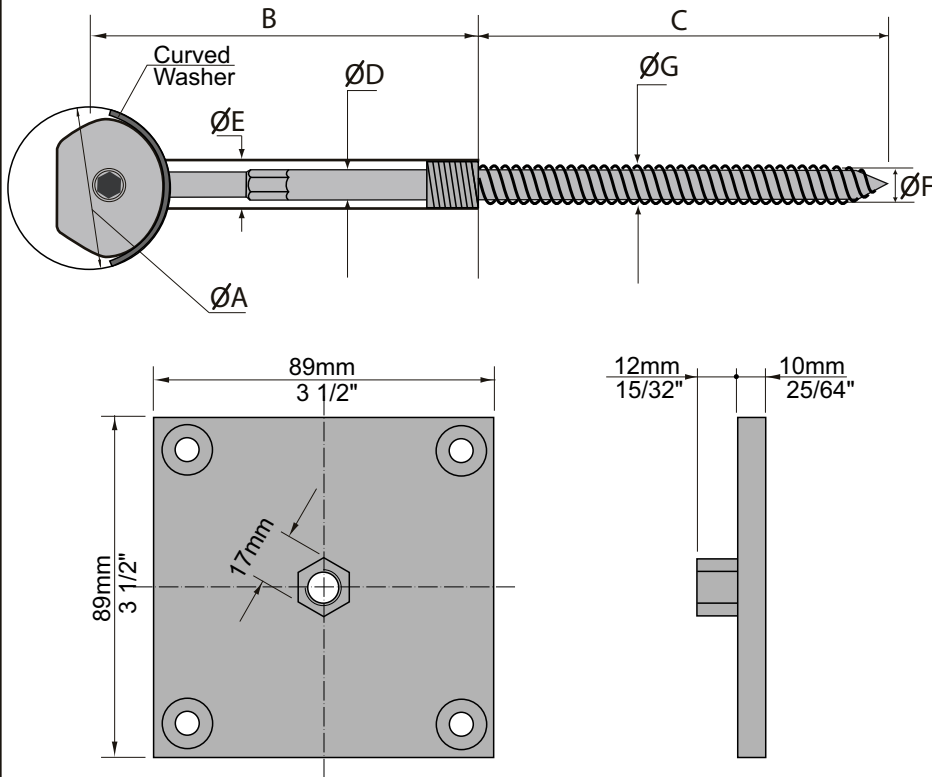
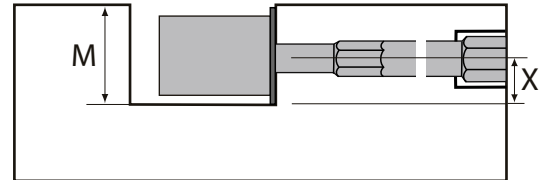


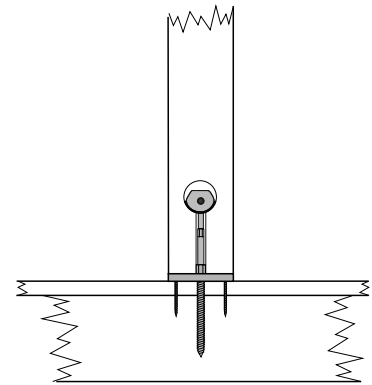
SPECIFICATION



SHAFT CENTRE CALCULATION



M= Minimum Bore Depth 37mm (1 29/64 inches)
 X = Shaft Centre 18mm (23/32 inches)



Measurements

	Millimeters	Inches
A	38	1 1/2
B	124	4 7/8
C	130	5 1/8
D	11	7/16
E	16	5/8
F	+/- 10	13/32
G	13.5	17/32

